

Format of holding of specified securities

Annexure - I

1. Name of the Listed Entity : LAFFAN SOFTWARE LTD.
2. Scrip Code : LAFFANSOFT /Name of Scrip : LAFFAN SOFTWARE LTD./Class of Security : Equity Shares
3. Share Holding Pattern Field under: Reg.31(1)(b)/Reg.31(1)(c)
 - a. If under 31(1)(b) then indicate the report for Quarter ending 30.09.2020
4. Declaration: The Listed entity is required to submit the following declaration to the extent of submission of information:-

Particulars	Yes*	No*
1. Whether the Listed Entity has issued any partly paid up shares ?		No
2. Whether the Listed Entity has issued any Convertible Securities or Warrants ?		No
3. Whether the Listed Entity has any shares against which depository receipts are issued ?		No
4. Whether the Listed Entity has any shares in locked-in ?		No
5. Whether any shares held by promoters are pledge or otherwise encumbered ?		No

5. The tabular format for disclosure of holding of specified securities is as follows :-




Table I - Summary Statement holding of specified securities

Category (I)	Category or shareholder (II)	Nos. of shareholders (III)	No. of fully paid-up equity shares held (IV)	No. of partly paid-up equity shares held (V)	No. of shares underlying Depository Receipt (VI)	Total nos. shares held (VII) = (IV)+(V)+(VI)	Shareholding as a % of total no. of shares (calculated as per SCRR, 1957) or (A+B+C2)	Number of Voting Rights held in each class of securities (IX)			No. of Shares Underlying convertible securities (including Warrants) (X)	Shareholding as a % assuming full conversion of convertible securities (as a percentage of diluted share capital) (XI) = (VII)+(X) as a % of (A+B+C)	Number of Locked in shares (XII)		Number of Shares pledged or otherwise encumbered (XIII)		Number of equity shares held in dematerialized form (XIV)
								Class eg: Eq.	Class eg: y	Total			No. (a)	As a % of total Shares held (b)	No. (a)	As a % of total Shares held (b)	
(A)	Promoter & Promoters Group	2.00	631850.00			631850.00	4.15	631850.00		4.15						631850.00	
(B)	Public	43.00	14589850.00			14589850.00	95.85	14589850.00		95.85						14441640.00	
(C)	Non Promoter-Non Public																
(C1)	Shares underlying DRs																
(C2)	Shares held by Employee Trust																
	Total : =	45.00	15221700.00	0.00		15221700.00	100.00	15221700.00	100.00	0.00	0.00	0.00	0.00	0.00	0.00	15073490.00	
	Actual Holder->	45.00															



Table II - Statement showing shareholding pattern of the Promoter and Promoter Group

Category & Name of shareholders (i)	PAN (ii)	Nos. of shareholders (iii)	No. of fully paid-up equity shares held (iv)	No. of partly paid-up equity shares held (v)	Nos. of shares using Depository Receipt (vi)	Total nos. shares (vii) = (iv)+(v)+(vi)	Shareholding % as per SECR, 1957 (A+B+C2) (viii)	Number of Voting Rights held in each class of securities (ix)			No. of Shares Underlying convertible securities (including Warrants) (X)	Shareholding as a % assuming full conversion of convertible securities (as a diluted share capital) (XI) = (VII)/(X) as a % of (A+B+C)	Number of Locked in shares (XII)		Number of Shares pledged or otherwise encumbered (XIII)		Number of equity shares held in dematerialized form (XIV)	
								No. of Voting Rights					Total as a % of Total Voting rights	No. (a)	As a % of total Shares held (b)	No. (a)		As a % of total Shares held (b)
								Class (eq.)	Class y	Total								
(1) INDIAN :																		
(a) Individuals / HUF		0.00	0.00	0.00	0.00	0.00	0.00	0.00	0.00	0.00	0.00	0.00	0.00	0.00	0.00	0.00	0.00	
(b) Central Govt./State Govt.(s)		0.00	0.00	0.00	0.00	0.00	0.00	0.00	0.00	0.00	0.00	0.00	0.00	0.00	0.00	0.00	0.00	
(c) Financial Institutions / Banks		0.00	0.00	0.00	0.00	0.00	0.00	0.00	0.00	0.00	0.00	0.00	0.00	0.00	0.00	0.00	0.00	
(d) Any Other (specify)																		
Bodies Corporate																		
1 BAY INLAND FINANCE PVT. L	AAACB9510A		101850.00	0.00	0.00	0.00	0.67	101850.00	0.67	101850.00	0.67	0.00	0.00	0.00	0.00	0.00	101850.00	
2 ARTILLENCE BIO-INNOVA	AAACI7359F		530000.00	0.00	0.00	0.00	3.48	530000.00	3.48	530000.00	3.48	0.00	0.00	0.00	0.00	0.00	530000.00	
TOTAL :==		2.00	631850.00	0.00	0.00	0.00	4.15	631850.00	4.15	631850.00	4.15	0.00	0.00	0.00	0.00	0.00	631850.00	
Mutual Fund		0.00	0.00	0.00	0.00	0.00	0.00	0.00	0.00	0.00	0.00	0.00	0.00	0.00	0.00	0.00	0.00	
Trust		0.00	0.00	0.00	0.00	0.00	0.00	0.00	0.00	0.00	0.00	0.00	0.00	0.00	0.00	0.00	0.00	
Others		0.00	0.00	0.00	0.00	0.00	0.00	0.00	0.00	0.00	0.00	0.00	0.00	0.00	0.00	0.00	0.00	
Sub Total (A)(1) :		2.00	631850.00	0.00	0.00	0.00	4.15	631850.00	4.15	631850.00	4.15	0.00	0.00	0.00	0.00	0.00	631850.00	
(2) FOREIGN :																		
(a) NRI / Foreign Individuals		0.00	0.00	0.00	0.00	0.00	0.00	0.00	0.00	0.00	0.00	0.00	0.00	0.00	0.00	0.00	0.00	
(b) Foreign Govt.-Promoter		0.00	0.00	0.00	0.00	0.00	0.00	0.00	0.00	0.00	0.00	0.00	0.00	0.00	0.00	0.00	0.00	
(c) Foreign Inst Invest.(FII)s		0.00	0.00	0.00	0.00	0.00	0.00	0.00	0.00	0.00	0.00	0.00	0.00	0.00	0.00	0.00	0.00	
(d) Foreign Portfolio Investor		0.00	0.00	0.00	0.00	0.00	0.00	0.00	0.00	0.00	0.00	0.00	0.00	0.00	0.00	0.00	0.00	
(e) Any Other (specify)																		
Foreign Company		0.00	0.00	0.00	0.00	0.00	0.00	0.00	0.00	0.00	0.00	0.00	0.00	0.00	0.00	0.00	0.00	
Overseas Corporate Bodies		0.00	0.00	0.00	0.00	0.00	0.00	0.00	0.00	0.00	0.00	0.00	0.00	0.00	0.00	0.00	0.00	
Foreign Bank		0.00	0.00	0.00	0.00	0.00	0.00	0.00	0.00	0.00	0.00	0.00	0.00	0.00	0.00	0.00	0.00	
Sub Total (A)(2) :		0.00	0.00	0.00	0.00	0.00	0.00	0.00	0.00	0.00	0.00	0.00	0.00	0.00	0.00	0.00	0.00	
Total Shareholding of Promoter and Promoter G		2.00	631850.00	0.00	0.00	0.00	4.15	631850.00	4.15	631850.00	4.15	0.00	0.00	0.00	0.00	0.00	631850.00	





Table III - Statement showing shareholding pattern of the Public shareholder

Category & Name of shareholders (i)	PAN (ii)	Nos. of shareholders (iii)	No. of fully paid-up equity shares held (iv)	No. of partly paid-up equity shares held (v)	Nos. of shares underlying Depository Receipt (vi)	Total nos. shares held (VII) = (IV)+(V)+(VI)	Shareholding % calculated as per SCRR, 1957 As a % of (A+B+C2) (VIII)	Number of Voting Rights held in each class of securities (IX)			Shareholding as a % assuming full conversion of convertible securities (as a percentage of (VII)+(X) as a % of (A+B+C) (XI)	Number of Locked in shares (XII)		Number of Shares pledged or otherwise encumbered (a)	As a % of total Shares held (b)	Number of equity shares held in dematerialized form (XIV)
								Class (Eq.)	Class (P)	Total		No. (a)	As a % of Shares held (b)			
(1) Institutions :																
(a) Mutual Funds / UTI																
(b) Venture Capital Funds																
(c) Alternate Investment Fund																
(d) Foreign Venture Capital Investor																
(e) Foreign Portfolio Investor																
(f) Financial Institutions/Banks																
(g) Insurance Companies																
(h) Provident Funds/Pension Funds																
(i) Any Other (specify)																
Foreign Inst. Invst. (FII)s																
Sub Total (B)(1) :																
(2) Central Govt./State Govt./ President of India :																
Sub Total (B)(2) :																
(3) Non-institutions :																
(a) Individuals -																
i) Indv. shareholders holding nominal share capital upto Rs. 2 Lakh.																
Sub Total (B)(3) :																
TOTAL (B) = (1) + (2) + (3) :																
(c) Employee Trusts																
(d) Overseas Depositories (holding DRs) (balancing figure)																
(e) Any Other (specify) :																
Bodies Corporate																
i) Holding 1% and above :																
1 ACON FINEXIM PRIVATE LIMITED	AADCA9091R		200000.00	0.00	0.00	200000.00	1.31	200000.00	0.00	200000.00	1.31	0.00	0.00	0.00	0.00	200000.00
2 CLIFTON SECURITIES PRIVATE LTD	AAACC5995P		214750.00	0.00	0.00	214750.00	1.41	214750.00	0.00	214750.00	1.41	0.00	0.00	0.00	0.00	214750.00
3 MAYURI FINVEST PRIVATE LTD	AACCM8662M		214800.00	0.00	0.00	214800.00	1.41	214800.00	0.00	214800.00	1.41	0.00	0.00	0.00	0.00	214800.00
4 OLYMPUS VISION PRIVATE LIMITED	AAACO3898H		214850.00	0.00	0.00	214850.00	1.41	214850.00	0.00	214850.00	1.41	0.00	0.00	0.00	0.00	214850.00
5 SHIVAXMI EXPORTS LIMITED	AADCS6058E		235000.00	0.00	0.00	235000.00	1.54	235000.00	0.00	235000.00	1.54	0.00	0.00	0.00	0.00	235000.00
6 EXIM SCRIPS MERCHANTS PVT LTD	AABCE5090Q		236290.00	0.00	0.00	236290.00	1.55	236290.00	0.00	236290.00	1.55	0.00	0.00	0.00	0.00	236290.00
7 VENUS OVERSEAS LTD	V-118 WARD 3 (1)		237500.00	0.00	0.00	237500.00	1.56	237500.00	0.00	237500.00	1.56	0.00	0.00	0.00	0.00	237500.00
8 PENTIMUM HI-TECH PRIVATE LIMITED	AACP0374P		264000.00	0.00	0.00	264000.00	1.73	264000.00	0.00	264000.00	1.73	0.00	0.00	0.00	0.00	264000.00
9 NICCO SECURITIES PRIVATE LIMITED	AABGN1737D		274500.00	0.00	0.00	274500.00	1.80	274500.00	0.00	274500.00	1.80	0.00	0.00	0.00	0.00	274500.00
10 SHAKTI ISPAT PRODUCTS PVT. LTD.	AAGCS88347D		274500.00	0.00	0.00	274500.00	1.80	274500.00	0.00	274500.00	1.80	0.00	0.00	0.00	0.00	274500.00
11 BANAJAR RESOURCES PRIVATE LTD	AABCB0895J		293500.00	0.00	0.00	293500.00	1.93	293500.00	0.00	293500.00	1.93	0.00	0.00	0.00	0.00	293500.00
12 SUTLEJ AGRO PRODUCTS LIMITED	AAACS4232K		311450.00	0.00	0.00	311450.00	2.05	311450.00	0.00	311450.00	2.05	0.00	0.00	0.00	0.00	311450.00
13 SAVERA COMMERCIAL ENTERPRISES	AAGCS8016B		315000.00	0.00	0.00	315000.00	2.07	315000.00	0.00	315000.00	2.07	0.00	0.00	0.00	0.00	315000.00
14 OM ENERGY LIMITED	AAACM8436D		326200.00	0.00	0.00	326200.00	2.14	326200.00	0.00	326200.00	2.14	0.00	0.00	0.00	0.00	326200.00
15 GLOBEX FINANCE CORPORATION LTD	AAACG9813A		327500.00	0.00	0.00	327500.00	2.15	327500.00	0.00	327500.00	2.15	0.00	0.00	0.00	0.00	327500.00
16 KIRTI ELECTRO SYSTEMS (P) LTD.	AAACK0083G		327500.00	0.00	0.00	327500.00	2.15	327500.00	0.00	327500.00	2.15	0.00	0.00	0.00	0.00	327500.00
17 ETP CORPORATION LTD	AAACE1890K		344950.00	0.00	0.00	344950.00	2.27	344950.00	0.00	344950.00	2.27	0.00	0.00	0.00	0.00	344950.00
18 JOSHIN INVESTMENTS AND FINANCE P	AAACG9051G		350000.00	0.00	0.00	350000.00	2.30	350000.00	0.00	350000.00	2.30	0.00	0.00	0.00	0.00	350000.00
19 NISTHA TRADERS LTD	AAAGN0756H		371125.00	0.00	0.00	371125.00	2.44	371125.00	0.00	371125.00	2.44	0.00	0.00	0.00	0.00	371125.00



Category & Name of shareholders (i)	PAN (ii)	Nos. of shareholders (iii)	No. of fully paid-up equity shares held (iv)	No. of partly paid-up equity shares held (v)	Nos. of shares underlying Depository Receipt (vi)	Total nos. shares held (vii) = (iv)+(v)+(vi)	Shareholding % calculated as per SCRR, 1957 As a % of (A+B+C2) (viii)	Number of Voting Rights held in each class of securities (ix)			No. of Shares Outstanding convertible securities (including Warrants) (x)	Shareholding as a % assuming full conversion of convertible securities (as a percentage of diluted share capital) (vii)+(x) as a % of (A+B+C)	Number of Locked in shares (xii)		Number of Shares pledged or otherwise encumbered		Number of equity shares held in dematerialized form (xiv)
								Class (Eq.)	Class y	Total			No. (a)	As a % of total Shares held (b)	No. (a)	As a % of total Shares held (b)	
20 SPIRIT INVESTMENT AND FINANCE PVT AAGCS0979P			375000.00	0.00	0.00	375000.00	2.46	0.00	0.00	0.00	0.00	2.46	0.00	0.00	0.00	375000.00	
21 SPARTAN COMMERCE LIMITED AAGCS8015C			465000.00	0.00	0.00	465000.00	3.05	0.00	0.00	0.00	0.00	3.05	0.00	0.00	0.00	465000.00	
22 MUKTAMANI FINCO LIMITED AADCN3379E			589550.00	0.00	0.00	589550.00	3.87	0.00	0.00	0.00	0.00	3.87	0.00	0.00	0.00	589550.00	
23 NEW OUTLOOK SECURITIES LIMITED AACN6529M			591000.00	0.00	0.00	591000.00	3.88	0.00	0.00	0.00	0.00	3.88	0.00	0.00	0.00	591000.00	
24 JAGADISHWAR PHARMACEUTICAL WGS AACB13731H			593375.00	0.00	0.00	593375.00	3.90	0.00	0.00	0.00	0.00	3.90	0.00	0.00	0.00	593375.00	
25 LOGIC INFOTECH LIMITED AAACL9585G			610000.00	0.00	0.00	610000.00	4.01	0.00	0.00	0.00	0.00	4.01	0.00	0.00	0.00	610000.00	
26 N. E. ELECTRONICS LIMITED AAACN6695B			665550.00	0.00	0.00	665550.00	4.37	0.00	0.00	0.00	0.00	4.37	0.00	0.00	0.00	665550.00	
27 SURABHI DAIRY PRODUCTS PVT LTD AAEC3793B			720500.00	0.00	0.00	720500.00	4.73	0.00	0.00	0.00	0.00	4.73	0.00	0.00	0.00	720500.00	
28 RAMKRISHNA FINCAP LTD AACCR2737C			866250.00	0.00	0.00	866250.00	5.69	0.00	0.00	0.00	0.00	5.69	0.00	0.00	0.00	866250.00	
29 ONLINE INFORMATION TECHNOLOGIE AAACD6653D			1134000.00	0.00	0.00	1134000.00	7.45	0.00	0.00	0.00	0.00	7.45	0.00	0.00	0.00	1134000.00	
30 IMPALA INDUSTRIAL ENTERPRISES LIA AACCH4319K			1190750.00	0.00	0.00	1190750.00	7.82	0.00	0.00	0.00	0.00	7.82	0.00	0.00	0.00	1190750.00	
31 NOVELTY TRADERS LIMITED AABCN8817E			1247250.00	0.00	0.00	1247250.00	8.19	0.00	0.00	0.00	0.00	8.19	0.00	0.00	0.00	1247250.00	
TOTAL :===		31.00	14381640.00	0.00	0.00	14381640.00	94.48	0.00	0.00	0.00	0.00	94.48	0.00	0.00	0.00	14381640.00	
ii) Holding Less than 1% :		1.00	500000.00	0.00	0.00	500000.00	0.33	0.00	0.00	0.00	0.00	0.33	0.00	0.00	0.00	500000.00	
TOTAL :===		1.00	500000.00	0.00	0.00	500000.00	0.33	0.00	0.00	0.00	0.00	0.33	0.00	0.00	0.00	500000.00	
Non Resident Indian		0.00	0.00	0.00	0.00	0.00	0.00	0.00	0.00	0.00	0.00	0.00	0.00	0.00	0.00	0.00	
Foreign National		0.00	0.00	0.00	0.00	0.00	0.00	0.00	0.00	0.00	0.00	0.00	0.00	0.00	0.00	0.00	
Overseas Corporate Bodies		0.00	0.00	0.00	0.00	0.00	0.00	0.00	0.00	0.00	0.00	0.00	0.00	0.00	0.00	0.00	
Foreign Bank		0.00	0.00	0.00	0.00	0.00	0.00	0.00	0.00	0.00	0.00	0.00	0.00	0.00	0.00	0.00	
Trust		0.00	0.00	0.00	0.00	0.00	0.00	0.00	0.00	0.00	0.00	0.00	0.00	0.00	0.00	0.00	
Foreign Company		0.00	0.00	0.00	0.00	0.00	0.00	0.00	0.00	0.00	0.00	0.00	0.00	0.00	0.00	0.00	
Others		0.00	0.00	0.00	0.00	0.00	0.00	0.00	0.00	0.00	0.00	0.00	0.00	0.00	0.00	0.00	
Sub Total (B)(3) :		43.00	14589850.00	0.00	0.00	14589850.00	95.85	0.00	0.00	0.00	0.00	95.85	0.00	0.00	0.00	14441640.00	
Total Public shareholding : (B) = (B)(1)+(B)(2)+(B)(3)		43.00	14589850.00	0.00	0.00	14589850.00	95.85	0.00	0.00	0.00	0.00	95.85	0.00	0.00	0.00	14441640.00	
IEPF Authority		0.00	0.00	0.00	0.00	0.00	0.00	0.00	0.00	0.00	0.00	0.00	0.00	0.00	0.00	0.00	
TOTAL ->		45.00	15221700.00	0.00	0.00	15221700.00	100.00	0.00	0.00	0.00	0.00	100.00	0.00	0.00	0.00	15073490.00	




Table IV - Statement showing shareholding pattern of the Non Promoter - Non Public shareholder

Category & Name of shareholders (I)	PAN (II)	Nos. of shareholders (III)	No. of fully paid up equity shares held (IV)	No. of partly paid-up equity shares held (V)	Nos. of shares underlying Depository Receipt (VI)	Total nos. shares held (VII) = (IV)+(V)+(VI)	Shareholding % calculated as per SCRR, 1957 As a % of (A+B+C2) (VIII)	Number of Voting Rights held in each class of securities (IX)			No. of Shares Underlying Outstanding convertible securities (including Warrants) (X)	Shareholding as a % assuming full conversion of convertible securities (as a percentage of diluted share capital) (XI) = (VII)+(X) as a % of (A+B+C)	Number of Locked in shares (XII)		Number of Shares pledged or otherwise encumbered (XIII)		Number of equity shares held in dematerialized form (XIV)	
								Class (Eq)	Class y	Total			No. (a)	As a % of total Shares held (b)	No. (a)	As a % of total Shares held (b)		
																		Total as a % of Total Voting rights
(1) Custodian,DR Holder																		
(2) Employee Benefit Trust (under SEBI (share based Employee Benefit) Regulations, 2014																		
Total Non-Promoter - Non-Public Shareholding (C)=(1)+(2)																		

