

Format of holding of specified securities

Annexure - I

1. Name of the Listed Entity : **LAFFAN SOFTWARE LTD.**
2. Scrip Code : **LAFFANSOFT** /Name of Scrip : **LAFFAN SOFTWARE LTD.**/Class of Security : Equity Shares
3. Share Holding Pattern Field under: Reg.31(1)(b)/Reg.31(1)(c)
 - a. If under 31(1)(b) then indicate the report for Quarter ending 30.06.2023
4. Declaration: The Listed entity is required to submit the following declaration to the extent of submission of information:-

	Particulars	Yes*	No*
1.	Whether the Listed Entity has issued any partly paid up shares ?		No
2.	Whether the Listed Entity has issued any Convertible Securities or Warrants ?		No
3.	Whether the Listed Entity has any shares against which depository receipts are issued ?		No
4.	Whether the Listed Entity has any shares in locked-in ?		No
5.	Whether any shares held by promoters are pledge or otherwise encumbered ?		No

5. The tabular format for disclosure of holding of specified securities is as follows :-




Table I - Summary Statement holding of specified securities

Category (I)	Category of shareholder (II)	Nos. of shareholders (III)	No. of fully paid up equity shares held (IV)	No. of partly paid-up equity shares held (V)	No. of shares underlying Depository Receipt (VI)	Total nos. shares held (VII) = (IV)+(V)+(VI)	Shareholding as a % of total no. of shares (calculated as per SCRR, 1957) (VIII) As a % of (A+B+C2)	Number of Voting Rights held in each class of securities (IX)			No. of Shares Underlying convertible securities (Including Warrants) (X)	Shareholding as a % assuming full conversion of convertible securities (as a percentage of diluted share capital) (XI)=(VII)+(X) as a % of (A+B+C)	Number of Locked in shares (XII)		Number of Shares pledged or otherwise encumbered (XIII)		Number of equity shares held in dematerialized form (XIV)	
								No. of Voting Rights					Total as a % of (A+B+C)	No. (a)	As a % of total Shares held (b)	No. (a)		As a % of total Shares held (b)
								Class eg: Eq.	Class eg:y	Total								
(A)	Promoter & Promoters Group	2.00	631850.00			631850.00	4.15	631850.00		631850.00	4.15						631850.00	
(B)	Public	43.00	14589850.00			14589850.00	95.85	14589850.00		14589850.00	95.85						14441640.00	
(C)	Non Promoter-Non Public																	
(C1)	Shares underlying DRs																	
(C2)	Shares held by Employee Trust																	
	Total : =	45.00	15221700.00	0.00		15221700.00	100.00	15221700.00		15221700.00	100.00	0.00	0.00	0.00	0.00	0.00	15073490.00	
	Actual Holder->	45.00																




Table II - Statement showing shareholding pattern of the Promoter and Promoter Group.

	Category & Name of shareholders (I)	Entity ID. (i.e. Promoter OR Promoter Group Entity)	PAN (II)	Nos. of shareholders (III)	No. of fully paid-up equity shares held (IV)	No. of partly paid-up equity shares held (V)	Nos. of shares underlying Depository Receipt (VI)	Total nos. shares held (VII) = (IV)+(V)+(VI)	Shareholding % calculated as per SCRR, 1957 As a % of (A+B+C2) (VIII)	Number of Voting Rights held in each class of securities (IX)			No. of Shares Outstanding convertible securities (including Warrants) (X)	Shareholding as a % assuming full conversion of convertible securities (as a percentage of diluted share capital) (XI) = (VII)+(X) as a % of (A+B+C)	Number of Locked in shares (XII)		Number of Shares pledged or otherwise encumbered (XIII)		Number of equity shares held in dematerialized form (XIV)	
										No. of Voting Rights					Total as a % of Total Voting rights	No. (a)	As a % of total Shares held (b)	No. (a)		As a % of total Shares held (b)
										Class (Eq.)	Class y	Total								
(1)	INDIAN :																			
(a)	Individuals / HUF			0.00	0.00	0.00	0.00	0.00	0.00	0.00	0.00	0.00	0.00	0.00	0.00	0.00	0.00	0.00	0.00	0.00
(b)	Central Govt./State Govt.(s)			0.00	0.00	0.00	0.00	0.00	0.00	0.00	0.00	0.00	0.00	0.00	0.00	0.00	0.00	0.00	0.00	0.00
(c)	Financial Institutions/Banks			0.00	0.00	0.00	0.00	0.00	0.00	0.00	0.00	0.00	0.00	0.00	0.00	0.00	0.00	0.00	0.00	0.00
(d)	Any Other (specify)																			
	Bodies Corporate																			
1	BAY INLAND FINANCE PVT. LTD.	Promoter Group	AABCB9510A		101850.00	0.00	0.00	101850.00	0.67	101850.00	0.00	101850.00	0.67	0.00	0.67	0.00	0.00	0.00	0.00	101850.00
2	ARTILLEGENCE BIO-INNOVATIONS LTD	Promoter Group	AAACI7359F		530000.00	0.00	0.00	530000.00	3.48	530000.00	0.00	530000.00	3.48	0.00	3.48	0.00	0.00	0.00	0.00	530000.00
	TOTAL :==			2.00	631850.00	0.00	0.00	631850.00	4.15	631850.00	0.00	631850.00	4.15	0.00	4.15	0.00	0.00	0.00	0.00	631850.00
	Mutual Fund			0.00	0.00	0.00	0.00	0.00	0.00	0.00	0.00	0.00	0.00	0.00	0.00	0.00	0.00	0.00	0.00	0.00
	Trust			0.00	0.00	0.00	0.00	0.00	0.00	0.00	0.00	0.00	0.00	0.00	0.00	0.00	0.00	0.00	0.00	0.00
	Others			0.00	0.00	0.00	0.00	0.00	0.00	0.00	0.00	0.00	0.00	0.00	0.00	0.00	0.00	0.00	0.00	0.00
	Sub Total (A)(1) :			2.00	631850.00	0.00	0.00	631850.00	4.15	631850.00	0.00	631850.00	4.15	0.00	4.15	0.00	0.00	0.00	0.00	631850.00
(2)	FOREIGN :																			
(a)	NRI / Foreign Individuals			0.00	0.00	0.00	0.00	0.00	0.00	0.00	0.00	0.00	0.00	0.00	0.00	0.00	0.00	0.00	0.00	0.00
(b)	Foreign Govt.-Promoter			0.00	0.00	0.00	0.00	0.00	0.00	0.00	0.00	0.00	0.00	0.00	0.00	0.00	0.00	0.00	0.00	0.00
(c)	Foreign Inst.Invst.(FIIs)			0.00	0.00	0.00	0.00	0.00	0.00	0.00	0.00	0.00	0.00	0.00	0.00	0.00	0.00	0.00	0.00	0.00
(d)	Foreign Portfolio Investor			0.00	0.00	0.00	0.00	0.00	0.00	0.00	0.00	0.00	0.00	0.00	0.00	0.00	0.00	0.00	0.00	0.00
(e)	Any Other (specify)																			
	Foreign Company			0.00	0.00	0.00	0.00	0.00	0.00	0.00	0.00	0.00	0.00	0.00	0.00	0.00	0.00	0.00	0.00	0.00
	Overseas Corporate Bodies			0.00	0.00	0.00	0.00	0.00	0.00	0.00	0.00	0.00	0.00	0.00	0.00	0.00	0.00	0.00	0.00	0.00
	Foreign Bank			0.00	0.00	0.00	0.00	0.00	0.00	0.00	0.00	0.00	0.00	0.00	0.00	0.00	0.00	0.00	0.00	0.00
	Sub Total (A)(2) :			0.00	0.00	0.00	0.00	0.00	0.00	0.00	0.00	0.00	0.00	0.00	0.00	0.00	0.00	0.00	0.00	0.00
	Total Shareholding of Promoter and Promoter Group.(A) = (A)(1) + (A)(2) :			2.00	631850.00	0.00	0.00	631850.00	4.15	631850.00	0.00	631850.00	4.15	0.00	4.15	0.00	0.00	0.00	0.00	631850.00




Table III - Statement showing shareholding pattern of the Public Shareholder

	Category & Name of shareholders (I)	PAN (II)	Nos. of shareholders (III)	No. of fully paid-up equity shares held (IV)	No. of partly paid-up equity shares held (V)	Nos. of shares underlying Depository Receipt (VI)	Total nos. shares held (VII) = (IV)+(V)+(VI)	Shareholding % calculated as per SCRR, 1957 As a % of (A+B+C2) (VIII)	Number of Voting Rights held in each class of securities (IX)				No. of Shares Underlying Outstanding convertible securities (including Warrants) (X)	Shareholding as a % assuming full conversion of convertible securities (as a percentage of diluted share capital) (XI) = (VII)+(X) as a % of (A+B+C)	Number of Locked in shares (XII)		Number of Shares pledged or otherwise encumbered (XIII)		Number of equity shares held in dematerialized form (XIV)
									No. of Voting Rights			Total as a % of Total Voting rights			No. (a)	As a % of total Shares held (b)	No. (a)	As a % of total Shares held (b)	
									Class (Eq.)	Class y	Total								
(1)	Institutions (Domestic):																		
(a)	Mutual Funds / UTI		0.00	0.00	0.00	0.00	0.00	0.00	0.00	0.00	0.00	0.00	0.00	0.00	0.00	0.00			0.00
(b)	Venture Capital Funds		0.00	0.00	0.00	0.00	0.00	0.00	0.00	0.00	0.00	0.00	0.00	0.00	0.00	0.00			0.00
(c)	Alternate Investment Fund		0.00	0.00	0.00	0.00	0.00	0.00	0.00	0.00	0.00	0.00	0.00	0.00	0.00	0.00			0.00
(d)	Banks		0.00	0.00	0.00	0.00	0.00	0.00	0.00	0.00	0.00	0.00	0.00	0.00	0.00	0.00			0.00
(e)	Insurance Companies		0.00	0.00	0.00	0.00	0.00	0.00	0.00	0.00	0.00	0.00	0.00	0.00	0.00	0.00			0.00
(f)	Provident Funds/Pension Funds		0.00	0.00	0.00	0.00	0.00	0.00	0.00	0.00	0.00	0.00	0.00	0.00	0.00	0.00			0.00
(g)	Asset Reconstruction Companies		0.00	0.00	0.00	0.00	0.00	0.00	0.00	0.00	0.00	0.00	0.00	0.00	0.00	0.00			0.00
(h)	Sovereign Wealth Funds		0.00	0.00	0.00	0.00	0.00	0.00	0.00	0.00	0.00	0.00	0.00	0.00	0.00	0.00			0.00
(i)	NBFCs REGISTERED WITH RBI		0.00	0.00	0.00	0.00	0.00	0.00	0.00	0.00	0.00	0.00	0.00	0.00	0.00	0.00			0.00
(j)	Other Financial Institutions		0.00	0.00	0.00	0.00	0.00	0.00	0.00	0.00	0.00	0.00	0.00	0.00	0.00	0.00			0.00
(k)	Any Other (specify)																		
	Foreign Inst. Invst. (FIIs)		0.00	0.00	0.00	0.00	0.00	0.00	0.00	0.00	0.00	0.00	0.00	0.00	0.00	0.00			0.00
	Sub Total (B)(1) :		0.00	0.00	0.00	0.00	0.00	0.00	0.00	0.00	0.00	0.00	0.00	0.00	0.00	0.00			0.00
(2)	Institutions (Foreign):																		
(a)	Foreign Direct Investment		0.00	0.00	0.00	0.00	0.00	0.00	0.00	0.00	0.00	0.00	0.00	0.00	0.00	0.00			0.00
(b)	Foreign Venture Capital Investors		0.00	0.00	0.00	0.00	0.00	0.00	0.00	0.00	0.00	0.00	0.00	0.00	0.00	0.00			0.00
(c)	Sovereign Wealth Funds		0.00	0.00	0.00	0.00	0.00	0.00	0.00	0.00	0.00	0.00	0.00	0.00	0.00	0.00			0.00
(d)	Foreign Portfolio Investors Categ-I		0.00	0.00	0.00	0.00	0.00	0.00	0.00	0.00	0.00	0.00	0.00	0.00	0.00	0.00			0.00
(e)	Foreign Portfolio Investors Cate-II		0.00	0.00	0.00	0.00	0.00	0.00	0.00	0.00	0.00	0.00	0.00	0.00	0.00	0.00			0.00
(f)	Overseas Depositories (holding DRs)		0.00	0.00	0.00	0.00	0.00	0.00	0.00	0.00	0.00	0.00	0.00	0.00	0.00	0.00			0.00
(g)	Any Other (specify)		0.00	0.00	0.00	0.00	0.00	0.00	0.00	0.00	0.00	0.00	0.00	0.00	0.00	0.00			0.00
	Sub Total (B)(2) :		0.00	0.00	0.00	0.00	0.00	0.00	0.00	0.00	0.00	0.00	0.00	0.00	0.00	0.00			0.00
(3)	Central Govt./State Govt.(s):																		
(a)	Central Govt./President of India		0.00	0.00	0.00	0.00	0.00	0.00	0.00	0.00	0.00	0.00	0.00	0.00	0.00	0.00			0.00
(b)	State Govt./Governor		0.00	0.00	0.00	0.00	0.00	0.00	0.00	0.00	0.00	0.00	0.00	0.00	0.00	0.00			0.00
(c)	Shareholding by Companies or Bodies																		
	Corporate where Central/State Govt. is a Promoter.		0.00	0.00	0.00	0.00	0.00	0.00	0.00	0.00	0.00	0.00	0.00	0.00	0.00	0.00			0.00
	Sub Total (B)(3) :		0.00	0.00	0.00	0.00	0.00	0.00	0.00	0.00	0.00	0.00	0.00	0.00	0.00	0.00			0.00
(4)	Non-institutions :																		
(a)	Associate companies / Subsidiaries		0.00	0.00	0.00	0.00	0.00	0.00	0.00	0.00	0.00	0.00	0.00	0.00	0.00	0.00			0.00
(b)	Directors and their relatives (excluding independent directors and nominee directors)		0.00	0.00	0.00	0.00	0.00	0.00	0.00	0.00	0.00	0.00	0.00	0.00	0.00	0.00			0.00
(c)	Key Managerial Personnel		0.00	0.00	0.00	0.00	0.00	0.00	0.00	0.00	0.00	0.00	0.00	0.00	0.00	0.00			0.00
(d)	Relatives of promoters (other than "immediate relatives" of promoters disclosed under "Promoter and Promoter Group" category)		0.00	0.00	0.00	0.00	0.00	0.00	0.00	0.00	0.00	0.00	0.00	0.00	0.00	0.00			0.00
(e)	Trusts where any person belonging to "Promoter and Promoter Group" category is "trustee", beneficiary, or "author of the trust".		0.00	0.00	0.00	0.00	0.00	0.00	0.00	0.00	0.00	0.00	0.00	0.00	0.00	0.00			0.00
(f)	Investor Education and Protection Fund (IEPF).		0.00	0.00	0.00	0.00	0.00	0.00	0.00	0.00	0.00	0.00	0.00	0.00	0.00	0.00			0.00



	Category & Name of shareholders (I)	PAN (II)	Nos. of shareholders (III)	No. of fully paid-up equity shares held (IV)	No. of partly paid-up equity shares held (V)	Nos. of shares underlying Depository Receipt (VI)	Total nos. shares held (VII) = (IV)+(V)+(VI)	Shareholding % calculated as per SCRR, 1957 As a % of (A+B+C2) (VIII)	Number of Voting Rights held in each class of securities (IX)			No. of Shares Underlying Outstanding convertible securities (Including Warrants) (X)	Shareholding as a % assuming full conversion of convertible securities as a percentage of diluted share capital (XI) = (VII)+(X) as a % of (A+B+C)	Number of Locked in shares (XII)		Number of Shares pledged or otherwise encumbered (XIII)		Number of equity shares held in dematerialized form (XIV)	
									No. of Voting Rights					Total as a % of Total Voting rights	No. (a)	As a % of total Shares held (b)	No. (a)		As a % of total Shares held (b)
									Class (Eq.)	Class y	Total								
(g)	Resident individuals holding nominal share capital up to of Rs. 2 Lakh.																		
	i) Holding 1% and above :																		
	TOTAL :===		0.00	0.00	0.00	0.00	0.00	0.00	0.00	0.00	0.00	0.00	0.00	0.00	0.00				0.00
	ii) Holding Less than 1% :																		
	TOTAL :===		11.00	158210.00	0.00	0.00	158210.00	1.04	158210.00	0.00	158210.00	1.04	0.00	1.04	0.00				10000.00
	TOTAL :===		11.00	158210.00	0.00	0.00	158210.00	1.04	158210.00	0.00	158210.00	1.04	0.00	1.04	0.00				10000.00
(h)	Resident individuals holding nominal share capital in excess of Rs. 2 Lakh.		0.00	0.00	0.00	0.00	0.00	0.00	0.00	0.00	0.00	0.00	0.00	0.00	0.00	0.00	0.00	0.00	0.00
(i)	Non Resident Indians (NRIs)		0.00	0.00	0.00	0.00	0.00	0.00	0.00	0.00	0.00	0.00	0.00	0.00	0.00	0.00	0.00	0.00	0.00
(j)	Foreign Nationals		0.00	0.00	0.00	0.00	0.00	0.00	0.00	0.00	0.00	0.00	0.00	0.00	0.00	0.00	0.00	0.00	0.00
(k)	Foreign Companies		0.00	0.00	0.00	0.00	0.00	0.00	0.00	0.00	0.00	0.00	0.00	0.00	0.00	0.00	0.00	0.00	0.00
(l)	Bodies Corporate																		
	i) Holding 1% and above :																		
1	ACON FINEXIM PRIVATE LIMITED	AADCA9091R		200000.00	0.00	0.00	200000.00	1.31	200000.00	0.00	200000.00	1.31	0.00	1.31	0.00	0.00			200000.00
2	CLIFTON SECURITIES PRIVATE LTD	AAACC5995P		214750.00	0.00	0.00	214750.00	1.41	214750.00	0.00	214750.00	1.41	0.00	1.41	0.00	0.00			214750.00
3	MAYURI FINVEST PRIVATE LTD	AACCM8662M		214800.00	0.00	0.00	214800.00	1.41	214800.00	0.00	214800.00	1.41	0.00	1.41	0.00	0.00			214800.00
4	OLYMPUS VISION PRIVATE LIMITED	AAACO3898H		214850.00	0.00	0.00	214850.00	1.41	214850.00	0.00	214850.00	1.41	0.00	1.41	0.00	0.00			214850.00
5	SHIVLAXMI EXPORTS LIMITED	AADC6058E		235000.00	0.00	0.00	235000.00	1.54	235000.00	0.00	235000.00	1.54	0.00	1.54	0.00	0.00			235000.00
6	EXIM SCRIPS MERCHANTS PVT LTD	AABCE5090Q		236290.00	0.00	0.00	236290.00	1.55	236290.00	0.00	236290.00	1.55	0.00	1.55	0.00	0.00			236290.00
7	VENUS OVERSEAS LTD	V-118 WARD 3(1)		237500.00	0.00	0.00	237500.00	1.56	237500.00	0.00	237500.00	1.56	0.00	1.56	0.00	0.00			237500.00
8	PENTIUM HI-TECH PRIVATE LIMITED	AACCP0374P		264000.00	0.00	0.00	264000.00	1.73	264000.00	0.00	264000.00	1.73	0.00	1.73	0.00	0.00			264000.00
9	NICCO SECURITIES PRIVATE LIMITED	AABCN1737D		274500.00	0.00	0.00	274500.00	1.80	274500.00	0.00	274500.00	1.80	0.00	1.80	0.00	0.00			274500.00
10	SHAKTI ISPAT PRODUCTS PVT. LTD.	AAGCS8347D		274500.00	0.00	0.00	274500.00	1.80	274500.00	0.00	274500.00	1.80	0.00	1.80	0.00	0.00			274500.00
11	BANJAUR RESOURCES PRIVATE LTD	AABCB0895J		293500.00	0.00	0.00	293500.00	1.93	293500.00	0.00	293500.00	1.93	0.00	1.93	0.00	0.00			293500.00
12	SUTLEJ AGRO PRODUCTS LIMITED	AAACS4232K		311450.00	0.00	0.00	311450.00	2.05	311450.00	0.00	311450.00	2.05	0.00	2.05	0.00	0.00			311450.00
13	SAVERA COMMERCIAL ENTERPRISES LIMITED	AAGCS8016B		315000.00	0.00	0.00	315000.00	2.07	315000.00	0.00	315000.00	2.07	0.00	2.07	0.00	0.00			315000.00
14	OM ENERGY LIMITED	AAACM9436D		326200.00	0.00	0.00	326200.00	2.14	326200.00	0.00	326200.00	2.14	0.00	2.14	0.00	0.00			326200.00
15	GLOBEX FINANCE CORPORATION LTD	AAACG9813A		327500.00	0.00	0.00	327500.00	2.15	327500.00	0.00	327500.00	2.15	0.00	2.15	0.00	0.00			327500.00
16	KIRTI ELECTRO SYSTEMS (P) LTD.	AACCK0083G		327500.00	0.00	0.00	327500.00	2.15	327500.00	0.00	327500.00	2.15	0.00	2.15	0.00	0.00			327500.00
17	ETP CORPORATION LTD	AAACE1890K		344950.00	0.00	0.00	344950.00	2.27	344950.00	0.00	344950.00	2.27	0.00	2.27	0.00	0.00			344950.00
18	OSHIN INVESTMENTS AND FINANCE PVT.LTD.	AAACO9051G		350000.00	0.00	0.00	350000.00	2.30	350000.00	0.00	350000.00	2.30	0.00	2.30	0.00	0.00			350000.00
19	NISTHA TRADERS LTD	AAACN0756H		371125.00	0.00	0.00	371125.00	2.44	371125.00	0.00	371125.00	2.44	0.00	2.44	0.00	0.00			371125.00
20	SPIRIT INVESTMENT AND FINANCE PVT LTD	AAGCS0979P		375000.00	0.00	0.00	375000.00	2.46	375000.00	0.00	375000.00	2.46	0.00	2.46	0.00	0.00			375000.00
21	SPARTON COMMERCE LIMITED	AAGCS8015C		465000.00	0.00	0.00	465000.00	3.05	465000.00	0.00	465000.00	3.05	0.00	3.05	0.00	0.00			465000.00
22	MUKTAMANI FINCO LIMITED	AADCM3379E		589550.00	0.00	0.00	589550.00	3.87	589550.00	0.00	589550.00	3.87	0.00	3.87	0.00	0.00			589550.00
23	NEW OUTLOOK SECURITIES LIMITED	AABCN6529M		591000.00	0.00	0.00	591000.00	3.88	591000.00	0.00	591000.00	3.88	0.00	3.88	0.00	0.00			591000.00
24	JAGADISHWAR PHARMACEUTICAL WORKS LTD.	AABCJ3731H		593375.00	0.00	0.00	593375.00	3.90	593375.00	0.00	593375.00	3.90	0.00	3.90	0.00	0.00			593375.00
25	LOGIC INFOTECH LIMITED	AAACL9585G		610000.00	0.00	0.00	610000.00	4.01	610000.00	0.00	610000.00	4.01	0.00	4.01	0.00	0.00			610000.00
26	N. E. ELECTRONICS LIMITED	AAACN6695B		665550.00	0.00	0.00	665550.00	4.37	665550.00	0.00	665550.00	4.37	0.00	4.37	0.00	0.00			665550.00
27	SURABHI DAIRY PRODUCTS PVT LTD	AAECS3793B		720500.00	0.00	0.00	720500.00	4.73	720500.00	0.00	720500.00	4.73	0.00	4.73	0.00	0.00			720500.00
28	RAMKRISHNA FINCAP LTD	AACCR2737C		866250.00	0.00	0.00	866250.00	5.69	866250.00	0.00	866250.00	5.69	0.00	5.69	0.00	0.00			866250.00
29	ONLINE INFORMATION TECHNOLOGIES LIMITED	AAACO6553D		1134000.00	0.00	0.00	1134000.00	7.45	1134000.00	0.00	1134000.00	7.45	0.00	7.45	0.00	0.00			1134000.00
30	IMPALA INDUSTRIAL ENTERPRISES LIMITED	AAACI4319K		1190750.00	0.00	0.00	1190750.00	7.82	1190750.00	0.00	1190750.00	7.82	0.00	7.82	0.00	0.00			1190750.00
31	NOVELTY TRADERS LIMITED	AABCN8817E		1247250.00	0.00	0.00	1247250.00	8.19	1247250.00	0.00	1247250.00	8.19	0.00	8.19	0.00	0.00			1247250.00
	TOTAL :===		31.00	14381640.00	0.00	0.00	14381640.00	94.48	14381640.00	0.00	14381640.00	94.48	0.00	94.48	0.00				14381640.00
	ii) Holding Less than 1% :																		
	TOTAL :===		1.00	50000.00	0.00	0.00	50000.00	0.33	50000.00	0.00	50000.00	0.33	0.00	0.33	0.00				50000.00



Category & Name of shareholders (I)	PAN (II)	Nos. of shareholders (III)	No. of fully paid-up equity shares held (IV)	No. of partly paid-up equity shares held (V)	Nos. of shares underlying Depository Receipt (VI)	Total nos. shares held (VII) = (IV)+(V)+(VI)	Shareholdin g % calculated as per SCRR, 1957 As a % of (A+B+C2) (VIII)	Number of Voting Rights held in each class of securities (IX)			No. of Shares Underlying Outstanding convertible securities (Including Warrants) (X)	Shareholding as a % assuming full conversion of convertible securities (as a percentage of diluted share capital) (XI)= (VII)+(X) as a % of (A+B+C)	Number of Locked in shares (XII)		Number of Shares pledged or otherwise encumbered (XIII)		Number of equity shares held in dematerialized form (XIV)	
								No. of Voting Rights					Total as a % of Total Voting rights	No. (a)	As a % of total Shares held (b)	No. (a)		As a % of total Shares held (b)
								Class (Eq.)	Class y	Total								
TOTAL :===		1.00	50000.00	0.00	0.00	50000.00	0.33	50000.00	0.00	50000.00	0.33	0.00	0.33	0.00			50000.00	
(m) Any Other (specify) :		0.00	0.00	0.00	0.00	0.00	0.00	0.00	0.00	0.00	0.00	0.00	0.00	0.00			0.00	
Overseas Corporate Bodies		0.00	0.00	0.00	0.00	0.00	0.00	0.00	0.00	0.00	0.00	0.00	0.00	0.00			0.00	
Foreign Bank		0.00	0.00	0.00	0.00	0.00	0.00	0.00	0.00	0.00	0.00	0.00	0.00	0.00			0.00	
Trust		0.00	0.00	0.00	0.00	0.00	0.00	0.00	0.00	0.00	0.00	0.00	0.00	0.00			0.00	
Others		0.00	0.00	0.00	0.00	0.00	0.00	0.00	0.00	0.00	0.00	0.00	0.00	0.00			0.00	
Sub Total (B)(3) :		43.00	14589850.00	0.00	0.00	14589850.00	95.85	14589850.00	0.00	14589850.00	95.85	0.00	95.85	0.00			14441640.00	
Total Public shareholding : (B) = (B)(1)+(B)(2)+(B)(3)		43.00	14589850.00	0.00	0.00	14589850.00	95.85	14589850.00	0.00	14589850.00	95.85	0.00	95.85	0.00			14441640.00	
TOTAL -->		45.00	15221700.00	0.00	0.00	15221700.00	100.00	15221700.00	0.00	15221700.00	100.00	0.00	100.00	0.00	0.00	0.00	15073490.00	




Table IV - Statement showing shareholding pattern of the Non Promoter - Non Public shareholder

	Category & Name of shareholders (I)	PAN (II)	Nos. of shareholders (III)	No. of fully paid-up equity shares held (IV)	No. of partly paid-up equity shares held (V)	Nos. of shares underlying Depository Receipt (VI)	Total nos. shares held (VII) = (IV)+(V)+(VI)	Shareholding % calculated as per SCRR, 1957 As a % of (A+B+C2) (VIII)	Number of Voting Rights held in each class of securities (IX)			No. of Shares Underlying Outstanding convertible securities (Including Warrants) (X)	Shareholding as a % assuming full conversion of convertible securities (as a percentage of diluted share capital) (XI) = (VII)+(X) as a % of (A+B+C)	Number of Locked in shares (XII)		Number of Shares pledged or otherwise encumbered (XIII)		Number of equity shares held in dematerialized form (XIV)	
									No. of Voting Rights					Total as a % of Total Voting rights	No. (a)	As a % of total Shares held (b)	No. (a)		As a % of total Shares held (b)
									Class (Eq.)	Class y	Total								
(1)	Custodian.DR Holder																		
(a)	Name of DR holder (if any)																		
(i)																			
(2)	Employee Benefit Trust / Employee Welfare Trust (under SEBI (share based Employee Benefits and Sweat Equity) Regulations, 2014																		
(a)	Name:																		
	Total Non-Promoter - Non-Public Shareholding (C)=(C)(1)+(C)+(2)																		

